

## SkyLine Pro Natural Gas Combi Oven 20GN2/1, 60 Hz

ITEM # \_\_\_\_\_

MODEL # \_\_\_\_\_

NAME # \_\_\_\_\_

SIS # \_\_\_\_\_

AIA # \_\_\_\_\_



**225031 (ECOG202C3V30)**

SkyLine Pro Combi Boilerless Oven with digital control, 20x2/1GN, gas, programmable, automatic cleaning, 3-glass door - 60Hz

### Short Form Specification

#### Item No. \_\_\_\_\_

- Combi oven with digital interface with guided selection.
- Boilerless steaming function to add and retain moisture.
  - OptiFlow air distribution system to achieve maximum performance with 5 fan speed levels.
  - SkyClean: Automatic and built-in self cleaning system. 4 automatic cycles (short, medium, intensive, rinse).
  - Cooking modes: Programs (a maximum of 100 recipes can be stored); Manual; EcoDelta cooking cycle.
  - Automatic backup mode to avoid downtime.
  - USB port to download HACCP data, programs and settings - Connectivity for real time access, remote software update, HACCP, recipe and energy management (optional)
  - Single sensor core temperature probe.
  - Triple-glass door with double LED lights line.
  - Stainless steel construction throughout.
  - Supplied with n.1 tray rack 2/1 GN, 63 mm pitch.
  - Adjustable levelling feet.

### Main Features

- SkyClean: Automatic and built-in self cleaning system with 4 automatic cycles (short, medium, intensive, rinse).
- Boilerless steaming function to add and retain moisture for high quality, consistent cooking results.
- Dry hot convection cycle (max 300 °C) ideal for low humidity cooking. Automatic moistener (11 settings) for boiler-less steam generation.
- Short cleaning cycle: optimized cleaning cycle with a duration of just 33 minutes, improving efficiency and reducing downtime.
- 6-point multi sensor core temperature probe for maximum precision and food safety (optional accessory).
- EcoDelta cooking: cooking with food probe maintaining preset temperature difference between the core of the food and the cooking chamber.
- Programs mode: a maximum of 100 recipes can be stored in the oven's memory, to recreate the exact same recipe at any time. 4-step cooking programs also available.
- OptiFlow air distribution system to achieve maximum performance in chilling/heating evenness and temperature control thanks to a special design of the chamber.
- Fan with 5 speed levels from 300 to 1500 RPM and reverse rotation for optimal evenness. Fan stops in less than 5 seconds when door is opened.
- Single sensor core temperature probe included.
- Automatic fast cool down and pre-heat function.
- Back-up mode with self-diagnosis is automatically activated if a failure occurs to avoid downtime.
- Electrolux Professional recommends the use of treated water to guarantee optimal cooking results and extend the life of the appliance. Check local water condition to select the appropriate water filter. More info available on the website.

### Construction

- Triple thermo-glazed door with 2 hinged inside panels for easy cleaning and double LED lights line.
- Hygienic internal chamber with all rounded corners for easy cleaning.
- 304 AISI stainless steel construction throughout.
- Front access to control board for easy service.
- IPX5 spray water protection certification for easy cleaning.

### User Interface & Data Management

- Connectivity for remote real time access, easy HACCP management, equipment uptime increase, consumption tracking and energy management (requires optional accessory).
- Digital interface with LED backlight buttons with guided selection.
- USB port to download HACCP data, share cooking programs and configurations. USB port also allows to plug-in sous-vide probe (optional accessory).

### Sustainability



APPROVAL: \_\_\_\_\_

- Human centered design with 4-star certification for ergonomics and usability.
- Wing-shaped handle with ergonomic design and hands-free opening with the elbow, making managing trays simpler. Protected by registered design (EM003143551 and related family).
- The outer cardboard packaging is made from 70% recycled materials and FSC\*-certified paper, printed with eco-friendly, water-based ink to support sustainability and environmental responsibility.

(\*Forest Stewardship Council is the world's leading organization for sustainable forest management).

- Triple-glass door minimize your energy loss.\*

\*Approx. -10% of idle energy consumption in convection based on test in compliance with ASTM Standard F2861-20

- Save energy, water, detergent and rinse aid with SkyClean green functions.
- C22 and C25 detergents are formulated without phosphates and phosphorus (C25 is also maleic acid-free), making them safe for both the environment and human health.

### Included Accessories

- 1 of Trolley with tray rack 20 GN 2/1, 63mm pitch PNC 922757

### Optional Accessories

- Water filter with cartridge and flow meter for high steam usage (combi used mainly in steaming mode) PNC 920003 ☐
- Water filter with cartridge and flow meter for medium steam usage PNC 920005 ☐
- Pair of AISI 304 stainless steel grids, GN 1/1 PNC 922017 ☐
- Pair of grids for whole chicken (8 per grid - 1,2kg each), GN 1/1 PNC 922036 ☐
- AISI 304 stainless steel grid, GN 1/1 PNC 922062 ☐
- External side spray unit (needs to be mounted outside and includes support to be mounted on the oven) PNC 922171 ☐
- Baking tray for 5 baguettes in perforated aluminum with silicon coating, 400x600x38mm PNC 922189 ☐
- Baking tray with 4 edges in perforated aluminum, 400x600x20mm PNC 922190 ☐
- Baking tray with 4 edges in aluminum, 400x600x20mm PNC 922191 ☐
- Pair of frying baskets PNC 922239 ☐
- AISI 304 stainless steel bakery/pastry grid 400x600mm PNC 922264 ☐
- Grid for whole chicken (8 per grid - 1,2kg each), GN 1/1 PNC 922266 ☐
- Universal skewer rack PNC 922326 ☐
- 6 short skewers PNC 922328 ☐
- Volcano Smoker for lengthwise and crosswise oven PNC 922338 ☐
- Multipurpose hook PNC 922348 ☐
- Grease collection tray, GN 2/1, H=60 mm PNC 922357 ☐
- Grid for whole duck (8 per grid - 1,8kg each), GN 1/1 PNC 922362 ☐
- Thermal cover for 20 GN 2/1 oven and blast chiller freezer PNC 922367 ☐
- Wall mounted detergent tank holder PNC 922386 ☐

- USB single point probe PNC 922390 ☐
- IoT module for OnE Connected (Combi Ovens, Blast chiller/freezers, Rack Type DW) and SkyDuo (one IoT board per appliance - to connect oven to blast chiller for Cook&Chill process). PNC 922421 ☐
- Connectivity router (WiFi and LAN) PNC 922435 ☐
- Elevating kit with trolley height extension for 20 GN 2/1 oven PNC 922447 ☐
- External connection kit for liquid detergent and rinse aid PNC 922618 ☐
- Dehydration tray, GN 1/1, H=20mm PNC 922651 ☐
- Flat dehydration tray, GN 1/1 PNC 922652 ☐
- Heat shield for 20 GN 2/1 oven PNC 922658 ☐
- Kit to convert from natural gas to LPG PNC 922670 ☐
- Kit to convert from LPG to natural gas PNC 922671 ☐
- Flue condenser for gas oven PNC 922678 ☐
- Trolley with tray rack, 15 GN 2/1, 84mm pitch PNC 922686 ☐
- Kit to fix oven to the wall PNC 922687 ☐
- Adjustable wheels for 20 GN 1/1 and 20 GN 2/1 ovens PNC 922701 ☐
- 4 flanged feet for 20 GN , 2", 100-130mm PNC 922707 ☐
- Mesh grilling grid, GN 1/1 PNC 922713 ☐
- Probe holder for liquids PNC 922714 ☐
- Levelling entry ramp for 20 GN 2/1 oven PNC 922716 ☐
- Stainless steel drain kit for 20 GN oven, dia=50mm PNC 922738 ☐
- Plastic drain kit for 20 GN oven, dia=50mm PNC 922739 ☐
- Holder for trolley handle (when trolley is in the oven) for 20 GN oven PNC 922743 ☐
- Tray for traditional static cooking, H=100mm PNC 922746 ☐
- Double-face griddle, one side ribbed and one side smooth, 400x600mm PNC 922747 ☐
- Trolley with tray rack 20 GN 2/1, 63mm pitch PNC 922757 ☐
- Trolley with tray rack, 16 GN 2/1, 80mm pitch PNC 922758 ☐
- Banquet trolley with rack holding 92 plates for 20 GN 2/1 oven and blast chiller freezer, 85mm pitch PNC 922760 ☐
- Bakery/pastry trolley with rack holding 400x600mm grids for 20 GN 2/1 oven and blast chiller freezer, 80mm pitch (16 runners) PNC 922762 ☐
- Banquet trolley with rack holding 116 plates for 20 GN 2/1 oven and blast chiller freezer, 66mm pitch PNC 922764 ☐
- Kit compatibility for aos/easyline trolley (produced till 2019) with SkyLine/Magistar 20 GN 2/1 combi oven PNC 922770 ☐
- Kit compatibility for aos/easyline 20 GN oven with SkyLine/Magistar trolleys PNC 922771 ☐
- Water inlet pressure reducer PNC 922773 ☐
- Extension for condensation tube, 37cm PNC 922776 ☐
- Non-stick universal pan, GN 1/1, H=40mm PNC 925001 ☐
- Non-stick universal pan, GN 1/1, H=60mm PNC 925002 ☐

- Double-face griddle, one side ribbed and one side smooth, GN 1/1 PNC 925003
- Aluminum grill, GN 1/1 PNC 925004
- Frying pan for 8 eggs, pancakes, hamburgers, GN 1/1 PNC 925005
- Flat baking tray with 2 edges, GN 1/1 PNC 925006
- Potato baker for 28 potatoes, GN 1/1 PNC 925008
- Kit of 6 non-stick universal pans, GN 1/1, H=20mm PNC 925012
- Kit of 6 non-stick universal pans, GN 1/1, H=40mm PNC 925013
- Kit of 6 non-stick universal pan GN 1/1, H=60mm PNC 925014

- ☐ **Electric**
- ☐ **Supply voltage:** 220-230 V/1 ph/60 Hz
- ☐ **Electrical power, max:** 2.5 kW
- ☐ **Electrical power, default:** 2.5 kW

- ☐ **Gas**
- ☐ **Total thermal load:** 281490 BTU (70 kW)
- ☐ **Gas Power:** 70 kW
- ☐ **Standard gas delivery:** Natural Gas G20
- ☐ **ISO 7/1 gas connection diameter:** 1" MNPT

- ☐ **Water:**
- Inlet water temperature, max:** 30 °C
- Inlet water pipe size (CW11, CW12):** 3/4"
- Pressure, min-max:** 1-6 bar
- Chlorides:** <10 ppm
- Conductivity:** >50 µS/cm
- Drain "D":** 50mm

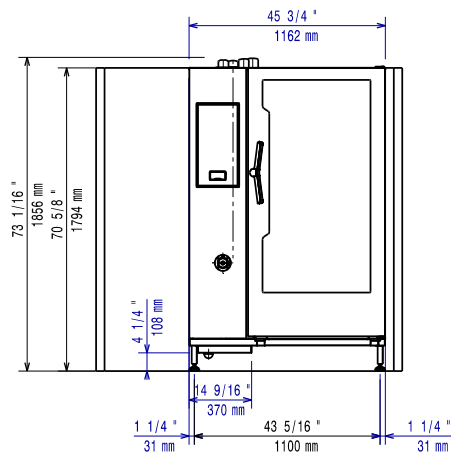
- ☐ **Capacity:**
- Trays type:** 20 (GN 2/1)
- Max load capacity:** 200 kg

- ☐ **Key Information:**
- Door hinges:** Right Side
- External dimensions, Width:** 1162 mm
- External dimensions, Depth:** 1066 mm
- External dimensions, Height:** 1794 mm
- Weight:** 373 kg
- Net weight:** 335 kg
- Shipping weight:** 373 kg
- Shipping volume:** 2.77 m<sup>3</sup>

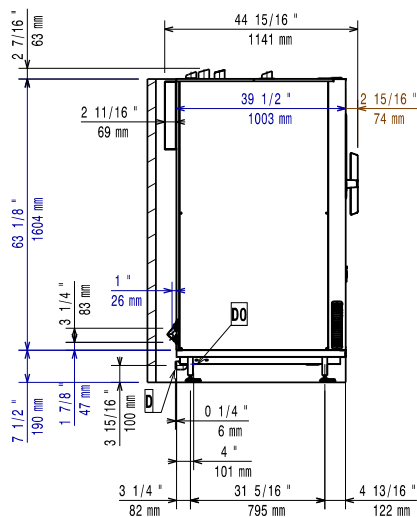
### ISO Certificates

- ISO Standards:** ISO 9001; ISO 14001; ISO 45001; ISO 50001

Front

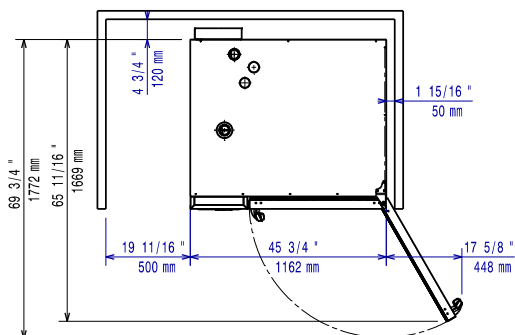


Side

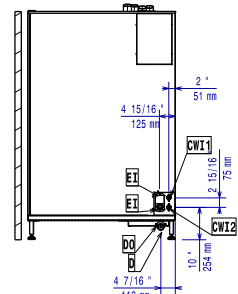


- CWI1 = Cold Water inlet 1 (cleaning)      EI = Electrical inlet (power)  
 CWI2 = Cold Water Inlet 2 (steam generator)      G = Gas connection  
 D = Drain  
 DO = Overflow drain pipe

Top



Distances



- CWI1 = Cold Water inlet 1 (cleaning)      EI = Electrical inlet (power)  
 CWI2 = Cold Water Inlet 2 (steam generator)      G = Gas connection  
 D = Drain  
 DO = Overflow drain pipe